



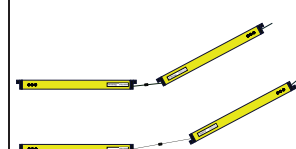



Safety Light Curtain Overview

Model	Guarding For	Input Voltage	Safety Outputs	Beam Spacing	Available Sizes	Scanning Distance	Blanking Capabilities
Model SS Solid State Safety Outputs 	Finger/ Hand	24 VDC	Two monitored solid state (PNP) safety outputs (.5A max. each). * Max .25A draw each	½" (13 mm) 1.0" (25.4 mm)	4" – 64" (102 - 1625 mm) 4" – 120" (102 – 3048 mm)	1' – 50' (.3 – 16 m)	Floating or Auto Blank
Model MG Metal Box Controller 	Finger/ Hand	24 VDC 110 VAC 220 VAC	Two monitored captive contact safety relays (dry) rated at 8 amps at 250 VAC resistive	½" (13 mm) 1.0" (25.4 mm)	4" – 64" (102 - 1625 mm) 4" – 120" (102 – 3048 mm)	1' – 50' (.3 – 16 m)	Floating or Auto Blank
Model DR Multiple Function DIN-Rail Controller 	Finger/ Hand	24 VDC	Two monitored captive contact safety relays (dry) rated at 8 amps at 250 VAC resistive	½" (13 mm) 1.0" (25.4 mm)	4" – 64" (102 - 1625 mm) 4" – 120" (102 – 3048 mm)	1' – 50' (.3 – 16 m)	Floating or Auto Blank
Model CE Designed for the Global Marketplace 	Finger/ Hand	24 VDC	Two monitored solid state (PNP) safety outputs (.5A max. each). * Max .25A draw each	½" (13 mm) 1.0" (25.4 mm)	4" – 64" (102 - 1625 mm) 4" – 120" (102 – 3048 mm)	1' – 50' (.3 – 16 m)	Floating or Auto Blank
Model CA Multiple Plane Guarding 	Finger/ Hand	24 VDC	Two monitored solid state (PNP) safety outputs (.5A max. each). * Max .25A draw each	½" (13 mm) 1.0" (25.4 mm)	4" – 64" (102 - 1625 mm) 4" – 120" (102 – 3048 mm)	1' – 50' (.3 – 16 m)	Floating or Auto Blank
Model PPG Designed for Perimeter Guarding applications with latching relays 	Body	24 VDC 110 VAC 220 VAC	Two monitored captive contact latching safety relays (dry) rated at 8 amps at 250 VAC resistive	1.5" (38 mm) 3.0" (76 mm) 6.0" (152 mm) 12.0" (305 mm)	24" – 96" (609 – 2438 mm)	1' – 90' (.3 – 27 m)	Constant Scan for Perimeter Guarding

* If mechanical safety relays (dry) are required to switch higher loads, please refer to our Part #52-278 DIN-Rail mount captive contact safety relays. Part Number 52-278 (two required) can be mounted on DIN-Rail or screw mounted on a control panel backplate.